

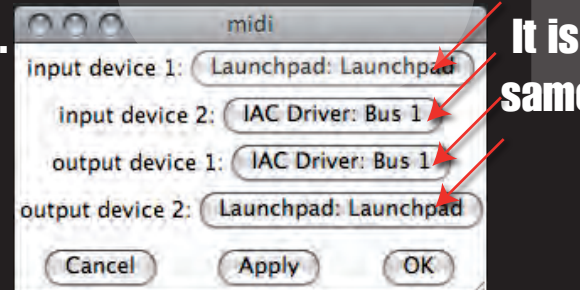
SCHLAEGER MANUAL

The SCHLAEGER is a pure data patch to use the novation launchpad with abletons live as a pattern sequencer

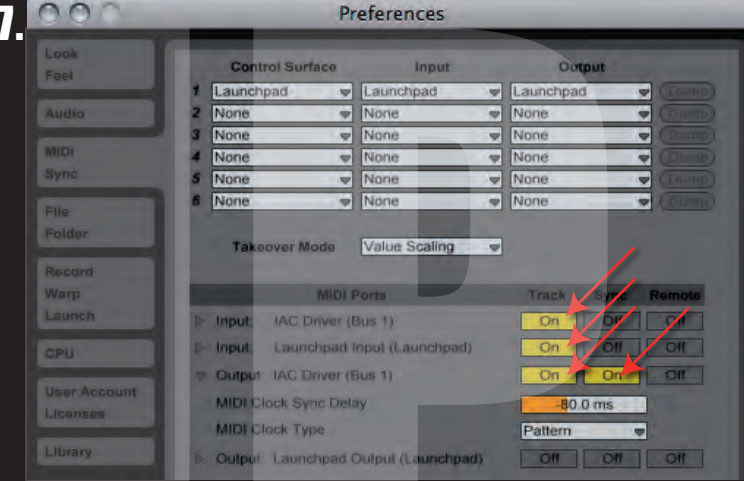
How to set things up

1. start and setup your virtual MIDI port application (e.g. MIDI YOKE or IAC)
2. connect your Launchpad with your computer
3. start Pure Data and open one of the SCHLAEGER patches

Pure Data setup

4. 
5.  It is very important that you use the exact same order like you see on the left!!!

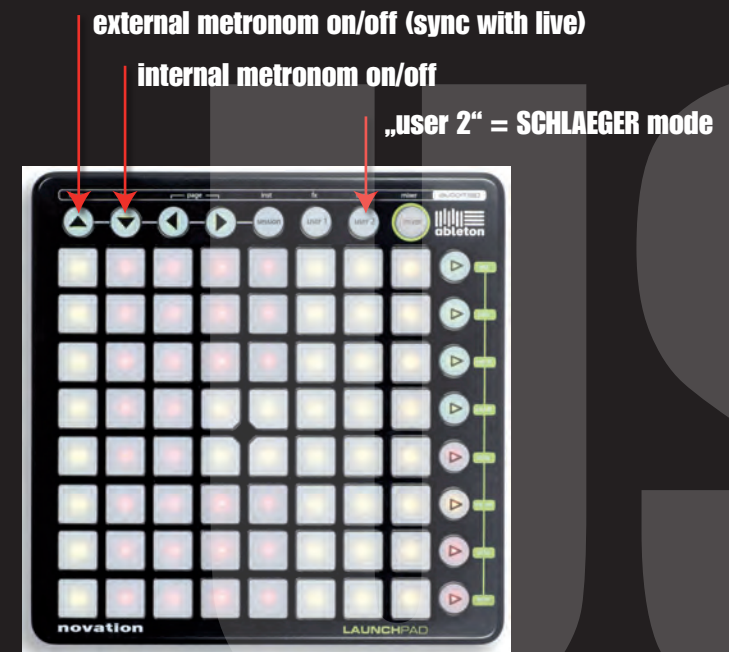
Ableton live setup

6. start live
7. 

8.  depending on the chosen SCHLAEGER patch select an impulse or drum rack as instrument

What all SCHLAEGER types have in common

Sync with live




How to use the different SCHLAEGER types

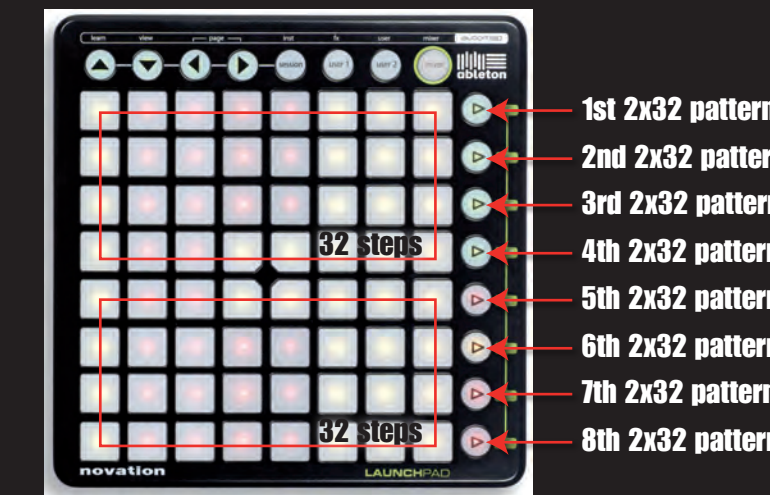
a. the SCHLAEGER XS 1x32/2x16




b. the SCHLAEGER XS 4x16



c. the SCHLAEGER XL 16x32



c. the SCHLAEGER XL 8x64



USE WITH IMPULSE INSTRUMENT

USE WITH DRUM RACK INSTRUMENT